









# CORE UNIT COMPATIBILITY

- = Best Match
- = Good Match
- = OK Match

	 Explore 25 v2 <small>INCLUDES WOMEN'S</small>	 Action X25 v2 <small>INCLUDES WOMEN'S</small>	 Explore 30 v2 <small>INCLUDES WOMEN'S</small>	 Action X30 v2 <small>INCLUDES WOMEN'S</small>	 Explore 35 v2	 Action X40 v2 <small>INCLUDES WOMEN'S</small>	 Action X50 v2	 Action X70 HD
--	---	---	---	---	---	---	--	--

## Core Unit Model

520-222 Small Mirrorless Rear, Side Access	●	●	●	●	●	●	●	●
520-091 Small DSLR Rear, Side Access	●	●	●	●	●	●	●	●
520-213 Medium Mirrorless v2 Rear, Side Access			●	●	●	●	●	●
520-214 Medium DSLR v2 Rear, Side Access					●	●	●	●
520-223 Large Mirrorless v2 Rear, Side Access			●	●	●	●	●	●
520-245 Large DSLR v3 Rear, Side Access					●	●	●	●
520-246 Large DV v2 Rear Access								●
520-247 Extra Large DV v2 Rear Access								●
520-248 Core Unit XXL DV Rear, Top Access								●

## Core Unit Stacking Options

520-222 Small Mirrorless + 520-091 S DSLR			●	●	●	●	●	●
520-213 Medium Mirrorless + 520-091 S DSLR			●	●	●	●	●	●
520-091 Small DSLR + S DSLR + S DSLR			●	●	●	●	●	●
520-214 Medium DSLR + 520-091 S DSLR					●	●	●	●

# MATCHES EXPLAINED

## ● Best Match

Each Shimoda backpack has a best fitting Core Unit. This can usually be found in the Starter Kit category. Any Core Unit noted with 'Best Match' means the backpack was designed to fit perfectly in the noted size backpack. The Core Unit will have no compromise in fit with the pack's depth or the upper compartment volume.

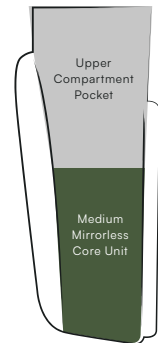
## ● Good Match

Shimoda packs are modular so any Core Unit not designed to perfectly fit in a specific pack (see Best Match) may see small compromises. This can mean the main compartment of the pack's body is slightly deeper than the Core Unit series depth or the Core Unit is taller and takes up more vertical space. As a result the upper compartment will have less storage.

## ● OK Match

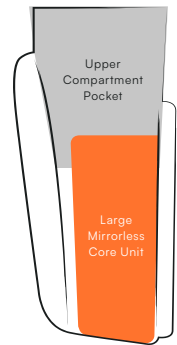
Due to the volume differences in our full range of backpacks, not all Core Unit's are an ideal match for every bag. It doesn't mean they will not fit inside the bag but there may be compromises greater than the 'Good Match' rating. An example of this would be a Small Core Unit in our X70 model. Yes it will fit inside, but it will have a lot of space to move around depending how you pack your bag. Most OK Matches are with Smaller Core Unit's and the X70.

X30, E30



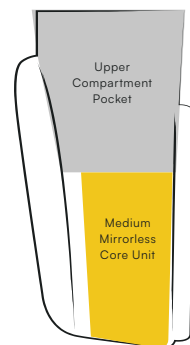
Mirrorless Depth  
 14cm

E35, X40, X50



DSLR Depth  
 17cm

X70



DV Depth  
 20cm